




# JMP Version 8

## New Features

---

# JMP 8 Launch Event

 [Free Trial](#) | [Buy JMP](#) | [International](#) | [About Us](#) | [Contact](#) | [News and Events](#) | [Blog](#) | [Resource Center](#)

[HOME](#) | [SOFTWARE](#) | [INDUSTRIES](#) | [APPLICATION AREAS](#) | [ACADEMIC](#) | [TRAINING](#) | [SUPPORT](#) | [USER COMMUNITY](#)

[News](#)

[Webcasts](#)

[Seminars](#)

[Conferences](#)

[Users Groups](#)

[Newsletters](#)

[Podcasts](#)

[Resource Center](#)

[Careers at SAS\\*](#)

[Contact](#)

\*On SAS U.S. Corporate site

Statistical Discovery.™ From SAS.

## PATRICK BILTGEN, PH.D.

### Research Engineer, Aerospace Systems Design Laboratory (ASDL), Georgia Institute of Technology

Dr. Patrick Biltgen is a Research Engineer in the Aerospace Systems Design Laboratory (ASDL) at the Georgia Institute of Technology. He holds Bachelor's, Masters, and Ph.D. degrees in Aerospace Engineering from Georgia Tech.

Over the past several years, Dr. Biltgen has been engaged in research into the design of large-scale integrated "systems-of-systems." Currently, he manages a research team of sixteen masters and Ph.D. students in a portfolio that includes projects for industry and government. The primary focus of this research is on the use of constructive simulation and agent-based modeling to quantify the benefit of proposed technologies with respect to capability-based measures of effectiveness. A structured approach to problem decomposition using proven systems engineering methods and the use of agent-based modeling techniques, neural network surrogate models, and probabilistic design methods are key components of Dr. Biltgen's research portfolio. He has also worked with a number of industry and government sponsors in the areas of gas turbine propulsion, missile defense, technology forecasting, military modeling and simulation, and strategic planning.

Dr. Biltgen is a member of Tau Beta Pi, Sigma Gamma Tau, AIAA, INCOSE, and Kappa Kappa Psi. In 2003, he was the team leader for the first place AIAA Undergraduate Engine Design Team and also led the first place 2004 AIAA Graduate Strategic Missile Design Competition. He also instructed 37 students in the 2005 AIAA Undergraduate Engine Design Competition with Dr. Dimitri Mavris and was a teaching assistant for the Advanced Design





## What is JMP?

- JMP is software for interactive statistical graphics.
- JMP uses an extraordinary graphical interface to display and analyze data



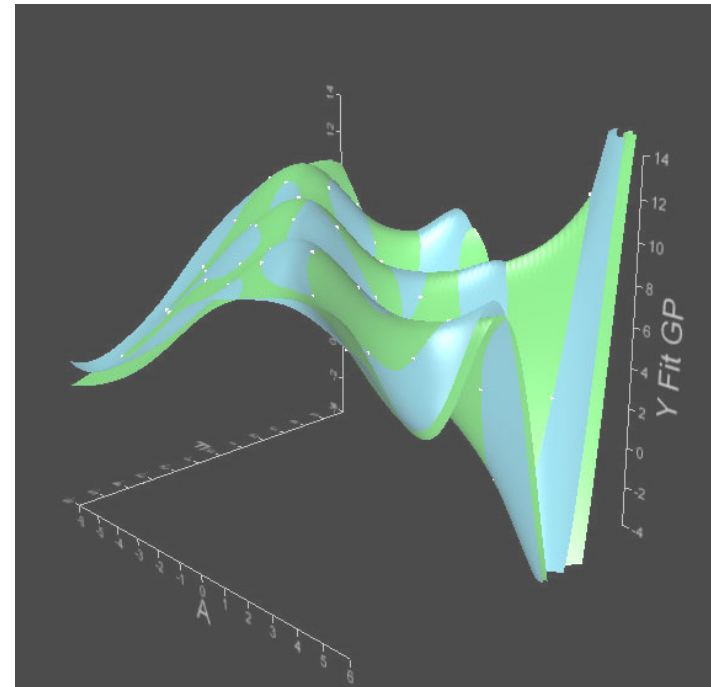
## What is JMP?

- A spreadsheet for viewing, editing, entering, and manipulating data;
- Graphical and statistical methods for data analysis;
- An extensive design of experiments module;
- Data management tools for sorting and combining tables;
- Special plots, charts, and communication capability for quality improvement techniques;
- Tools for moving analysis results between applications and for printing;
- A scripting language for saving frequently used routines.



## JMP 8 New Features

The new Graph Builder platform lets you construct graphs interactively as you explore your continuous and categorical data.





## JMP 8 New Features

The new Choice platform helps you discover consumer preferences so you can tailor the features of products and services to consumer desires.

- Discover differences in market segments to create targeted offerings.
- Use what you know about consumer preferences to design your study.



## JMP 8 New Features

- Choice modeling is a method used to estimate the probability of individuals making a particular choice from presented alternatives.
- Choice modeling is sometimes called conjoint modeling, discrete choice analysis, and conditional logistic regression.



## JMP 8 New Features

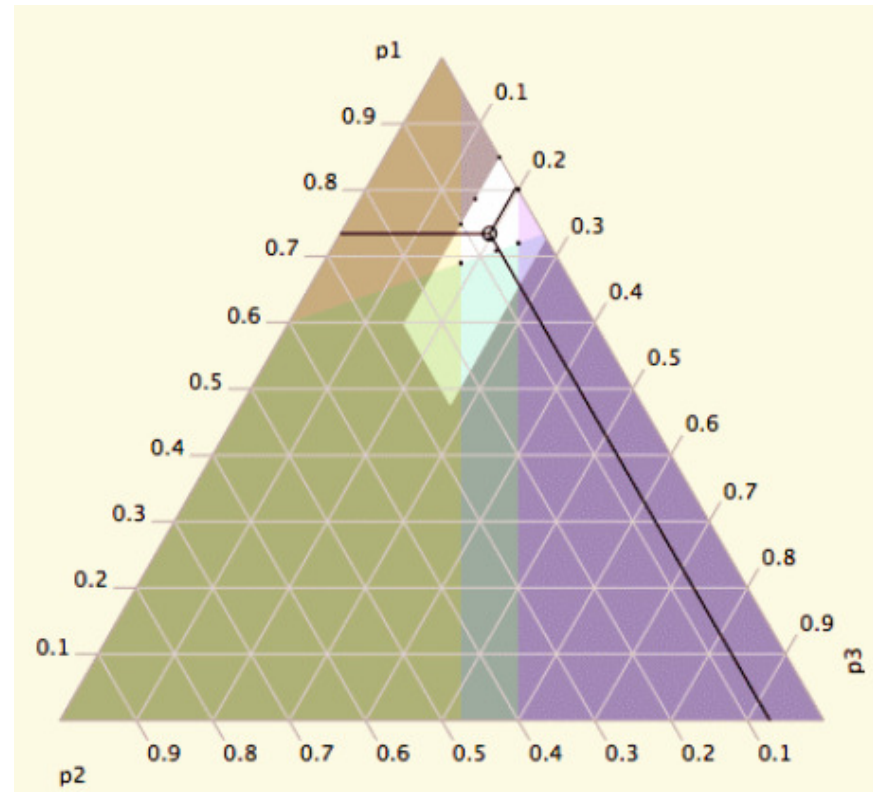
- Mixture Profiler shows response contours for mixture experiment models, where three or more factors in the experiment are components in a mixture.
  - Visualize and optimize response surfaces resulting from mixture experiments.





# JMP 8 New Features

- This profiler uses a ternary plot to display three mixture factors.
- If there are more than three factors, radio buttons let you choose which three to display



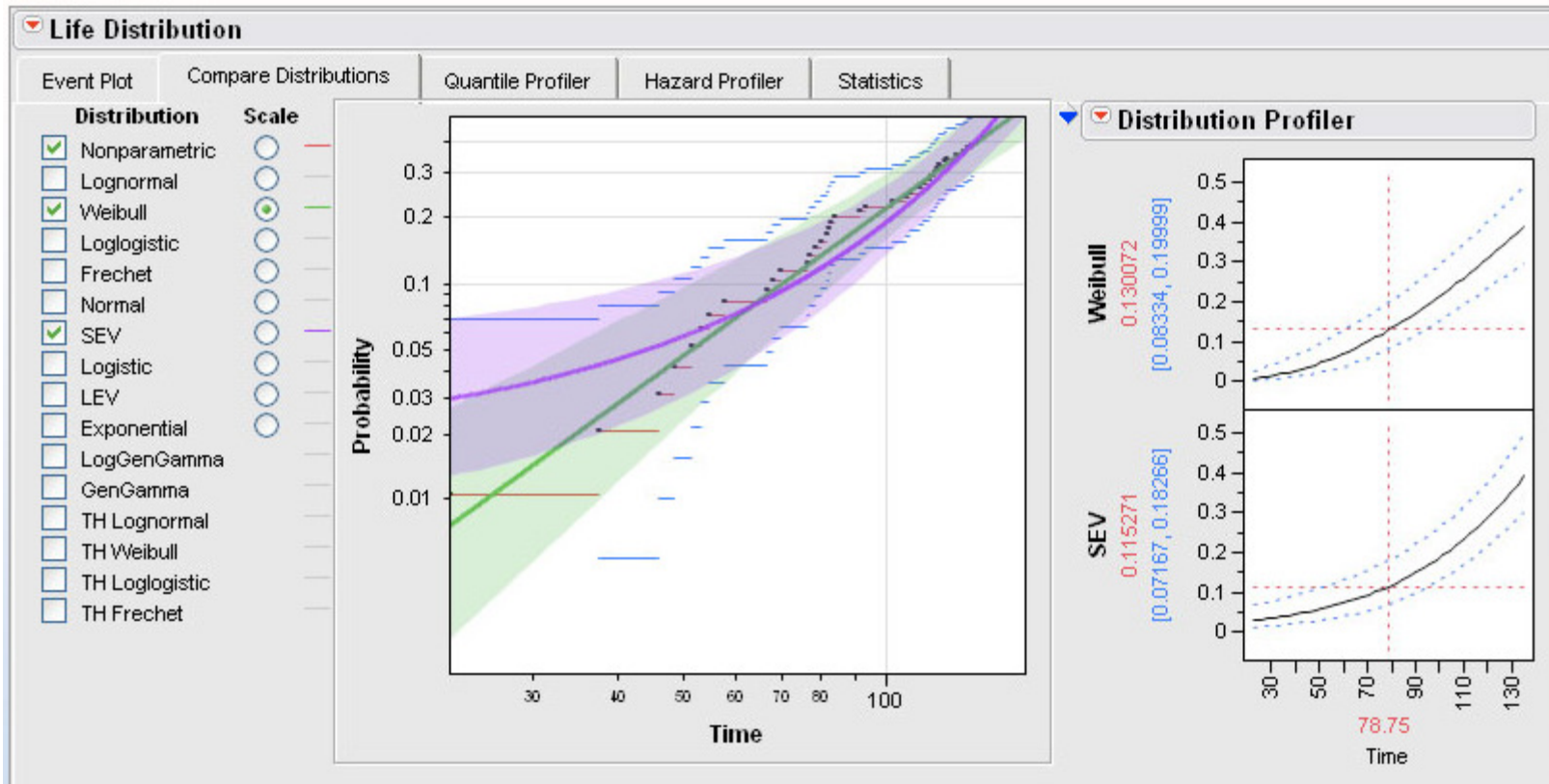


## JMP 8 New Features

- ❑ New additions to the Reliability platform improve your understanding of product and part lifetimes.
- ❑ Use Fit Life by X to analyze lifetime events for accelerated test data. Compare different distributions at the same factor level or the same distribution across different factor levels.
- ❑ Use Competing Causes analysis to explore failure causes in a system and understand the effects of repair



# JMP 8 New Features





# JMP 8 New Features

## Integration with SAS®

- JMP 8 works with SAS 9.1.3 and SAS 9.2
- A new SAS toolbar provides convenient access to SAS features.
- See and import data from your local SAS server connection in the Browse SAS Data window and through JSL.
- Take stratified random samples (using PROC SURVEYSELECT) when importing data from SAS.
- Get SAS results in HTML, PDF or RTF when you submit SAS code.
- New data sets created by submitted SAS code are now tracked and imported into JMP automatically.
- Get SAS procedure output in the familiar JMP report format.

News

Webcasts

Seminars

Conferences

Users Groups

Newsletters

Podcasts

Resource Center

Careers at SAS\*

Contact

\*On SAS U.S. Corporate site

Statistical Discovery.™ From SAS.

## USERS GROUPS


Conversations with customers have always shaped the evolution of JMP statistical discovery software, the SAS product that dynamically links statistics with graphics right on your desktop. We want to hear from you. The close relationship between JMP and our customers includes support for many local, regional, international and special-interest users groups.

DATE	EVENT	CONTACT
March 12, 2009	<b>Memphis Area SAS Users Group</b> <b>Location:</b> AutoZone Inc. 123 South Front Street Memphis, Tennessee 38103 <b>Time:</b> 3:00 p.m. - 5:00 p.m. <b>Speakers:</b> Chuck Pirrello, SAS Mike Vorburger, SAS <b>Topic:</b> SAS® Visual Data Discovery	Send an email to Tracie Newsome at <a href="mailto:tnewsome@firsthorizon.com">tnewsome@firsthorizon.com</a> to register
March 12, 2009	<b>Philadelphia Area SAS Users Group</b> <b>Location:</b> ReSearch Pharmaceutical Services (RPS), Inc., 520 Virginia Drive, Fort Washington, PA 19034 <b>Time:</b> 12:15 p.m. - 4:30 p.m. <b>Speaker:</b> George Lyon & Jian Cao, SAS	<a href="#">Web Site</a>

### MORE ON JMP USER GROUPS

- ➔ [Current JMP Users Groups](#)
- ➔ [Benefits of Joining a JMP Users Group](#)
- For more information about JMP Users Groups or starting one in your area, e-mail Kathy Walker or call her at 919-531-0393. [Kathy.Walker@jmp.com](mailto:Kathy.Walker@jmp.com)

Join us for  
**SAS presents JMP at the 2009 SAS Global Forum Annual Conference**  
 Washington, DC  
 March 22 -25, 2009  
 Gaylord National Resort, National Harbor



[▶ FIND OUT MORE](#)